








# FCES PTSA Survey 2009

**1. The following lists the major fundraisers we've done in the last two years and that are under consideration for next year. Please provide input as to whether you think we should do them next year:**

|                                                                                                                                                | Do next year       | Do NOT do next year | Don't care | Response Count |
|------------------------------------------------------------------------------------------------------------------------------------------------|--------------------|---------------------|------------|----------------|
| Walk-a-thon — Annual fall fundraiser to create the PTSA general fund for the school year ahead. Amount raised in 2008/09: \$65,000.            | <b>92.7% (101)</b> | 3.7% (4)            | 3.7% (4)   | 109            |
| Raffle — Annual event with classroom baskets raffled off.                                                                                      | <b>58.3% (63)</b>  | 14.8% (16)          | 26.9% (29) | 108            |
| Donation Boxes — in lieu of ticket sales, funds are collected to offset social event expenses. Funds collected this year offset 100% of costs. | <b>75.0% (81)</b>  | 3.7% (4)            | 21.3% (23) | 108            |
| No Effort Fundraising — local and national businesses donate to FCES when parents make a purchase. Amount raised in 2008/09: \$4500.           | <b>94.3% (100)</b> | 0.0% (0)            | 5.7% (6)   | 106            |
| Do you have any comments about any of these fundraisers or about fundraising in general?                                                       |                    |                     |            | 17             |
| <b>answered question</b>                                                                                                                       |                    |                     |            | <b>109</b>     |
| <b>skipped question</b>                                                                                                                        |                    |                     |            | <b>0</b>       |

**2. In the future, would you support one major PTSA fundraiser or multiple smaller PTSA fundraisers?**

|                                               |                                                                                      | Response Percent | Response Count |
|-----------------------------------------------|--------------------------------------------------------------------------------------|------------------|----------------|
| One major fundraiser                          |  | 44.3%            | 47             |
| Multiple smaller fundraisers through the year |   | 10.4%            | 11             |
| <b>Either one is fine</b>                     |  | <b>45.3%</b>     | <b>48</b>      |
| <b>answered question</b>                      |                                                                                      |                  | <b>106</b>     |
| <b>skipped question</b>                       |                                                                                      |                  | <b>3</b>       |

| 3. Please indicate how you would like to make donations to FCES PTSA in the future (you can check more than one box): |                                                                                    |  | Response Percent                | Response Count |
|-----------------------------------------------------------------------------------------------------------------------|------------------------------------------------------------------------------------|--|---------------------------------|----------------|
| Straight donation ("pass the hat" - just write a check)                                                               |  |  | 65.0%                           | 65             |
| Buy products with the profit going to PTSA                                                                            |  |  | 46.0%                           | 46             |
| Support a community family fundraising event                                                                          |  |  | 61.0%                           | 61             |
| Support a community adult fundraising event                                                                           |   |  | 21.0%                           | 21             |
| Please provide any comments or explanations for your answer:                                                          |                                                                                    |  |                                 | 21             |
|                                                                                                                       |                                                                                    |  | <b><i>answered question</i></b> | <b>100</b>     |
|                                                                                                                       |                                                                                    |  | <b><i>skipped question</i></b>  | <b>9</b>       |



| 4. Do you have any other fundraising ideas that you would like to see implemented? Please describe them here: |  |  | Response Count                  |
|---------------------------------------------------------------------------------------------------------------|--|--|---------------------------------|
|                                                                                                               |  |  | 11                              |
|                                                                                                               |  |  | <b><i>answered question</i></b> |
|                                                                                                               |  |  | <b>11</b>                       |
|                                                                                                               |  |  | <b><i>skipped question</i></b>  |
|                                                                                                               |  |  | <b>98</b>                       |



**5. The following is a list of the top enrichment and learning programs funded or partially funded by the PTSA. Please provide input as to whether you think we should do them next year:**



|                                                                                                              | <b>Do next year</b>             | <b>Do NOT do next year</b> | <b>Don't care</b> | <b>Response Count</b> |
|--------------------------------------------------------------------------------------------------------------|---------------------------------|----------------------------|-------------------|-----------------------|
| Sci/Art Teachers — Extra Science and Art lessons for our students                                            | <b>90.0% (90)</b>               | 3.0% (3)                   | 7.0% (7)          | 100                   |
| Reading Support Teachers — Reading aides for all grades and extra playground duties                          | <b>89.0% (89)</b>               | 0.0% (0)                   | 11.0% (11)        | 100                   |
| Assemblies — Educational assemblies school-wide, three times a year                                          | <b>73.0% (73)</b>               | 8.0% (8)                   | 19.0% (19)        | 100                   |
| Teacher Mini-grants — Discretionary grant for each staff member                                              | <b>69.0% (69)</b>               | 8.0% (8)                   | 23.0% (23)        | 100                   |
| Principal Grant — Discretionary grant                                                                        | <b>50.0% (49)</b>               | 17.3% (17)                 | 32.7% (32)        | 98                    |
| Seabeck — Annual four-day study trip for 5th graders. (partially funded)                                     | <b>70.1% (68)</b>               | 15.5% (15)                 | 14.4% (14)        | 97                    |
| Science Fair — family event to explore science and for students to display science projects                  | <b>58.6% (58)</b>               | 8.1% (8)                   | 33.3% (33)        | 99                    |
| ASB Grant — Funds scholarships, field trips, safety patrol, etc                                              | <b>76.8% (76)</b>               | 8.1% (8)                   | 15.2% (15)        | 99                    |
| Authors Live — Library hosted author visits                                                                  | <b>51.5% (51)</b>               | 8.1% (8)                   | 40.4% (40)        | 99                    |
| Literacy Tutoring Team — Parent volunteers working as reading tutors                                         | <b>92.0% (92)</b>               | 0.0% (0)                   | 8.0% (8)          | 100                   |
| Reading Hall of Fame — Reading recognition program for students                                              | <b>66.3% (65)</b>               | 10.2% (10)                 | 23.5% (23)        | 98                    |
| Art Gallery — Art contest for students                                                                       | <b>64.6% (64)</b>               | 7.1% (7)                   | 28.3% (28)        | 99                    |
| Science Adventures — after school science class (fee based)                                                  | <b>43.9% (43)</b>               | 15.3% (15)                 | 40.8% (40)        | 98                    |
| Do you have any additional comments that you would like to share with us about FCES PTSA enrichment funding? |                                 |                            |                   | 18                    |
|                                                                                                              | <b><i>answered question</i></b> |                            |                   | <b>101</b>            |
|                                                                                                              | <b><i>skipped question</i></b>  |                            |                   | <b>8</b>              |




| 6. What other enrichment or learning assistance areas would you like to see funded at our school? |                          | Response Count |
|---------------------------------------------------------------------------------------------------|--------------------------|----------------|
|                                                                                                   |                          | 21             |
|                                                                                                   | <b>answered question</b> | <b>21</b>      |
|                                                                                                   | <b>skipped question</b>  | <b>88</b>      |




| 7. Below are the social and community-building events PTSA hosted this year. Which of these do you support PTSA continuing next year? |                          |                |            |                |
|---------------------------------------------------------------------------------------------------------------------------------------|--------------------------|----------------|------------|----------------|
|                                                                                                                                       | Support                  | Do not support | No opinion | Response Count |
| Kindergarten Koffee (social for K parents)                                                                                            | <b>54.6% (53)</b>        | 12.4% (12)     | 33.0% (32) | 97             |
| Day before School Popsicle Social                                                                                                     | <b>77.0% (77)</b>        | 11.0% (11)     | 12.0% (12) | 100            |
| Spaghetti Dinner                                                                                                                      | <b>59.2% (58)</b>        | 15.3% (15)     | 25.5% (25) | 98             |
| Ice Cream Social                                                                                                                      | <b>68.0% (66)</b>        | 13.4% (13)     | 18.6% (18) | 97             |
| Science Fair                                                                                                                          | <b>68.0% (66)</b>        | 8.2% (8)       | 23.7% (23) | 97             |
| Book Fair                                                                                                                             | <b>87.0% (87)</b>        | 2.0% (2)       | 11.0% (11) | 100            |
| Parent's Play Day on the Playground                                                                                                   | <b>64.6% (64)</b>        | 12.1% (12)     | 23.2% (23) | 99             |
| WASL Information Night                                                                                                                | <b>40.8% (40)</b>        | 22.4% (22)     | 36.7% (36) | 98             |
| Do you have any comments or suggestions? Are there any other events you would like to see happen at our school?                       |                          |                |            | 15             |
|                                                                                                                                       | <b>answered question</b> |                |            | <b>100</b>     |
|                                                                                                                                       | <b>skipped question</b>  |                |            | <b>9</b>       |



| 8. Do you feel that you have been well-informed about FCES PTSA activities and events that have taken place this year? |                                                                                    |  | Response Percent | Response Count |
|------------------------------------------------------------------------------------------------------------------------|------------------------------------------------------------------------------------|--|------------------|----------------|
| Yes                                                                                                                    |  |  | 86.0%            | 86             |
| Somewhat                                                                                                               |   |  | 14.0%            | 14             |
| No (please explain below)                                                                                              |                                                                                    |  | 0.0%             | 0              |
| Please share any comments about your answer:                                                                           |                                                                                    |  |                  | 15             |
| <b>answered question</b>                                                                                               |                                                                                    |  |                  | <b>100</b>     |
| <b>skipped question</b>                                                                                                |                                                                                    |  |                  | <b>9</b>       |




| 9. Do you read the weekly PTSA flyer, "Headline News"? |                                                                                      |  | Response Percent | Response Count |
|--------------------------------------------------------|--------------------------------------------------------------------------------------|--|------------------|----------------|
| Always                                                 |  |  | 63.4%            | 64             |
| Sometimes                                              |   |  | 36.6%            | 37             |
| Never                                                  |                                                                                      |  | 0.0%             | 0              |
| <b>answered question</b>                               |                                                                                      |  |                  | <b>101</b>     |
| <b>skipped question</b>                                |                                                                                      |  |                  | <b>8</b>       |




| 10. How would you rate the information in the "Headline News"? |                                                                                      |  | Response Percent | Response Count |
|----------------------------------------------------------------|--------------------------------------------------------------------------------------|--|------------------|----------------|
| Useful                                                         |  |  | 76.0%            | 76             |
| Somewhat Useful                                                |   |  | 24.0%            | 24             |
| Not useful                                                     |                                                                                      |  | 0.0%             | 0              |
| Explain (what do you like; what don't you like):               |                                                                                      |  |                  | 10             |
| <b>answered question</b>                                       |                                                                                      |  |                  | <b>100</b>     |
| <b>skipped question</b>                                        |                                                                                      |  |                  | <b>9</b>       |

| 11. Do you visit the PTSA website, www.fcesptsa.org? |                                                                                    |  | Response Percent | Response Count |
|------------------------------------------------------|------------------------------------------------------------------------------------|--|------------------|----------------|
| Frequently                                           |   |  | 18.8%            | 19             |
| <b>A few times</b>                                   |  |  | <b>66.3%</b>     | <b>67</b>      |
| Never                                                |   |  | 14.9%            | 15             |
| If you've never visited the website, why?            |                                                                                    |  |                  | 4              |
| <b>answered question</b>                             |                                                                                    |  |                  | <b>101</b>     |
| <b>skipped question</b>                              |                                                                                    |  |                  | <b>8</b>       |

| 12. How would you rate the information on the PTSA website? |                                                                                      |  | Response Percent | Response Count |
|-------------------------------------------------------------|--------------------------------------------------------------------------------------|--|------------------|----------------|
| <b>Useful</b>                                               |  |  | <b>63.0%</b>     | <b>58</b>      |
| Somewhat useful                                             |   |  | 34.8%            | 32             |
| Not useful                                                  |   |  | 2.2%             | 2              |
| Explain (what you like; what you don't like):               |                                                                                      |  |                  | 4              |
| <b>answered question</b>                                    |                                                                                      |  |                  | <b>92</b>      |
| <b>skipped question</b>                                     |                                                                                      |  |                  | <b>17</b>      |

| 13. Have you attended a PTSA meeting this year? |                                                                                      |  | Response Percent | Response Count |
|-------------------------------------------------|--------------------------------------------------------------------------------------|--|------------------|----------------|
| Frequently                                      |   |  | 5.9%             | 6              |
| A few times                                     |   |  | 36.6%            | 37             |
| <b>Never</b>                                    |  |  | <b>57.4%</b>     | <b>58</b>      |
| If you've never attended a meeting, why?        |                                                                                      |  |                  | 27             |
| <b>answered question</b>                        |                                                                                      |  |                  | <b>101</b>     |
| <b>skipped question</b>                         |                                                                                      |  |                  | <b>8</b>       |

| 14. How would you rate the information you received at the PTSA meeting? |                                                                                    |  | Response Percent | Response Count |
|--------------------------------------------------------------------------|------------------------------------------------------------------------------------|--|------------------|----------------|
| Useful                                                                   |  |  | 56.9%            | 29             |
| Somewhat useful                                                          |  |  | 41.2%            | 21             |
| Not useful                                                               |   |  | 2.0%             | 1              |
| Do you have any additional comments on PTSA meetings?                    |                                                                                    |  |                  | 1              |
| <i>answered question</i>                                                 |                                                                                    |  |                  | <b>51</b>      |
| <i>skipped question</i>                                                  |                                                                                    |  |                  | <b>58</b>      |

| 15. Did you have a positive experience volunteering for PTSA events or activities this year? |                                                                                      |  | Response Percent | Response Count |
|----------------------------------------------------------------------------------------------|--------------------------------------------------------------------------------------|--|------------------|----------------|
| Yes                                                                                          |  |  | 72.0%            | 72             |
| No                                                                                           |   |  | 1.0%             | 1              |
| Did not volunteer                                                                            |   |  | 27.0%            | 27             |
| Please provide any additional comments that you may have on volunteering:                    |                                                                                      |  |                  | 14             |
| <i>answered question</i>                                                                     |                                                                                      |  |                  | <b>100</b>     |
| <i>skipped question</i>                                                                      |                                                                                      |  |                  | <b>9</b>       |

| 16. Can you think of any areas that the PTSA can improve in and/or is there anything else that we should be doing? Is there anything else that you would like to share with us? |  | Response Count |
|---------------------------------------------------------------------------------------------------------------------------------------------------------------------------------|--|----------------|
|                                                                                                                                                                                 |  | 25             |
| <i>answered question</i>                                                                                                                                                        |  | <b>25</b>      |
| <i>skipped question</i>                                                                                                                                                         |  | <b>84</b>      |